



Workshop on the practical steps of Transnational Cooperation

ELARD Congress 2024, 3 October 2024

Peter Toth, Elena Di Federico

EU CAP Network

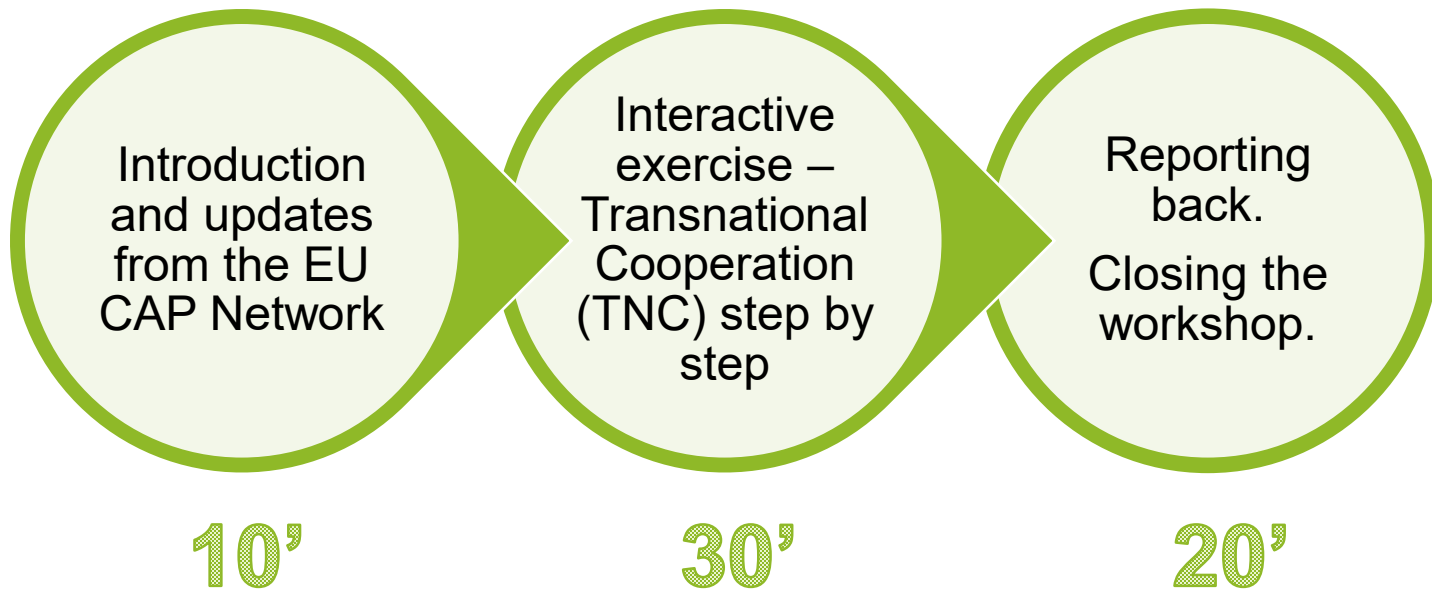
#LeaderCLLD



Funded by
the European Union



Agenda





LEADER in the EU CAP Network website

The new Local Action Group Directory

- Data from 19 Member States / 1166 Local Action Groups and increasing
- Data searchable by Main theme linked to LAG Strategy, Main Fund, Member State
- More advanced functions under development

Good practice database

Latest LEADER News, Upcoming LEADER events, and more!

#LeaderCLLD





All you need to know about LEADER in the EU

Literally all you need to know about LEADER in the EU, including stories from the field, the directory of the LEADER LAGs active in this programming period – and much more.



LEADER Legislation



LEADER Explained

Discover about the origins of the approach and its key characteristics.

[Find out more >](#)



LEADER LAG Directory

Connect with LEADER Local Action Groups across Europe from the 2023-2027 programming period.

[Find out more >](#)



Read more!





Planned LEADER support activities (July 2024 – June 2025)

- › Next phase of LAG Directory and EU CAP Network Partner Search tool
- › Member State factsheets on transnational cooperation rules and procedures
- › Informal meetings with LEADER Managing Authorities
- › One meeting of the Subgroup on LEADER and Territorial Development
- › [LEADER Newsletter](#)
- › Involving young LEADER enthusiasts in EU CAP Network activities
- › Collection of good practices, case studies (includes LEADER projects)
- › [ARIA2024](#) (Agricultural and Rural Inspiration Awards)

#LeaderCLLD





Transnational cooperation guidance - reminder

Follow a territorial approach / your local strategy

Have a clear idea of what you want from your project

Find the right partners for your idea

Network and prepare well – go beyond simple exchanges

Build a strong partnership and maintain it

Evaluate and communicate

EU CAP Network publications

The screenshot shows the EU CAP Network website interface. At the top, there is a search bar with the text 'Search' and a 'Search' button. Below the search bar is a navigation menu with several items: 'EU CAP Network', 'News & Events', 'Networking', 'Projects and practice', 'Themes', and 'Resources'. The 'Resources' item is circled in red, and an arrow points from the text 'EU CAP Network publications' to it. Below the navigation menu, the breadcrumb trail reads 'Home > Publications > Publications'. The main content area is divided into two columns. The left column is titled 'Filter results' and contains a 'Free text search' field with the text 'TNC guidance' and an 'Apply' button. Below this are two filter categories: 'Focus' and 'Topics', both with green checkmarks. The right column is titled 'Publications' and shows '43 results'. Below this, there is a section for 'GUIDELINES AND TOOLS | 01 OCT 2017' featuring a publication titled 'LEADER Transnational Cooperation (TNC) Guidance'. A small thumbnail image of the guidance document is visible on the right side of this section. Below the publication title, there is a brief description: 'This ENRD Guidance is focused on the practical implementation of Transnational Cooperation projects. It refers to...'. At the bottom of the page, there is a 'LEADER' tag.





Some TNC challenges for Local Action Groups

(based on information from LAGs)

Preparing for TNC

- Local understanding of the need for TNC
- Different scales and rules re' preparatory support for TNC in Member States
- Limited resources for TNC (smaller LAGs)
- Finding the right partner

Implementing TNC

- Different approval times in Member States
- Different TNC rules in Member States
- Limited resources for TNC (smaller LAGs)
- Management of risks
- Matching with local and national objectives
- Choosing measurable indicators

Evaluating and communicating TNC

- Evaluation – how to make it useful for gaining local support for TNC
- Considering intangible and unexpected benefits
- Using a common evaluation structure
- Communicating TNC to different stakeholders
- "TNC is not tourism!"

#LeaderCLLD





Let's play a TNC game!

1. Each group gets an envelope with cards showing the **main stages** and **steps** of TNC. There are also **"Joker"** cards and blank cards.



2. Order the stages, then find the steps for each stage and put them in the right order (including the "Joker" cards) on the flipchart.



3. Fill any gaps you might find – use the blank cards for that.
Add your experience / advice (at least 2)!



4. Share your TNC experience / advice with the whole group.
Share a group pic on social media:
#LeaderCLLD
-
@EUCAPNetwork



30'

#LeaderCLLD




20'






TNC – step by step. A solution.




Getting ready for TNC

- Think about local needs, ensure local support and involvement
- Think about cooperation ideas and the ideal partner profile
- Prepare a cooperation offer
- Use partner search tools



Preparation of TNC projects

- Learn about TNC rules and procedures
- Involve external support if needed
- Consider using / applying for preparatory support
- Identify and meet your potential partners
- Agree on objectives, actions, financial and organisational aspects
- Confirm your partnership



Implementation of TNC projects

- Set up, formalise and manage your partnership
- Monitor progress – do not forget about local aspects
- Animate the partnership
- Coordinate joint actions and local actions



Evaluation and communication

- Evaluate your TNC project
- Communicate your results
- Use lessons learnt in planning the next project





Get in touch

For general enquiries:

contact@eucapnetwork.eu

CAP Implementation Contact Point

implementation@eucapnetwork.eu

LEADER issues and submitting cooperation offers

leader@eucapnetwork.eu

#LeaderCLLD





Stay up-to-date!

Subscribe to the
LEADER newsletter



#LeaderCLLD

Follow @EU CAP Network
on social media



#EUCAPNetwork

